





Application Guide **Postal Vote** Online – Overseas Voters



The image shows a smartphone screen displaying the MySPR login interface. The screen is divided into two main sections: a login area and a registration area. The login area includes fields for 'NO. KAD PENGENALAN' (National ID Number) and 'KATA LALUAN' (Password), a CAPTCHA field with the numbers '8 5 3 1' and a 'LOG MASUK' (Login) button. The registration area includes a 'PERMOHONAN AKAUN BAHARU' (New Account Application) button. The footer contains contact information for the SPR and a link to the user guide.

 **MySPR**

Log Masuk Akaun
Pengesahan Anda

NO. KAD PENGENALAN

KATA LALUAN

8 5 3 1 CAPTCHA

LOG MASUK

[Lupa Kata Laluan?](#)

ATAU BELUM BERDAFTAR

PERMOHONAN AKAUN BAHARU

Hotline SPR +603 8892 7018 Untuk warganegara Malaysia [Panduan Pengguna](#)




How To Apply Postal Vote (Online)

1 Register MySPR account **(make sure the account has been activated).**


2 Apply for postal voting through the MySPR portal before the postal voting application deadline set by the Election Commission (SPR).

(Make sure the applicants are **aware of the postal voting application period** announced by SPR).





Log Masuk Akaun
Pengesahan Anda



9313

LOG MASUK

[Lupa Kata Laluan?](#)

ATAU BELUM BERDAFTAR

PERMOHONAN AKAUN BAHARU

Hotline SPR +603 8892 7018


Untuk warganegara Malaysia

[Panduan Pengguna](#)


NEW ACCOUNT APPLICATION

MySPR

NEW ACCOUNT APPLICATION MySPR



- 1 Scan the QR Code or click the link <https://myspr.spr.gov.my/login>
- 2 Click **[PERMOHONAN AKAUN BAHARU]**.
- 3 Fill in the required details and upload:
 - a) **Public: MyKad** front photo and selfie while holding **MyKad**.
 - b) **Police Officer: Police Authorization Card** front photo and selfie while holding **Police Authorization Card**.
 - c) **Armed Force: MyTentera** front photo and selfie while holding **MyTentera**.
- 4 Enter the **CAPTCHA** and click **[DAFTAR]**.
- 5 Receive notification email of **[PENERIMAAN PERMOHONAN AKAUN PENGGUNA]**.
- 6 Receive email of **[PENGAKTIFAN AKAUN PENGGUNA]**. Click on the link in the email to activate MySPR account.
- 7 The link will take the applicant to the page of **[PENGAKTIFAN AKAUN PENGGUNA]**. Enter **identity card number** and **password**. Click **[MOHON NO. TAC]**.
- 8 TAC number will be received via email and SMS. Enter **TAC number** and click **[HANTAR]**. MySPR account activation is **SUCCESSFUL**.



SPR Hotline

Any inquiry regarding the **application for a new MySPR account** can be submitted to:


- 1 SPR Hotline:** +603-8892 7018 (office hours); or
- 2 SPR Inquiry System:** <https://www.spr.gov.my/ms/aduan-pertanyaan>



POSTAL VOTING APPLICATION

Category 1B

OVERSEAS




How To

Apply Postal Vote Category 1B (Overseas)

- 1** **Log in** to the MySPR portal: <https://myspr.spr.gov.my/login>
- 2** Complete all the required information in MySPR and send the application.
- 3** Postal voting application **COMPLETED.**

ATTENTION:

Starting April 2025, **the Overseas Absentee Voter (PTH) Category HAS BEEN ABOLISHED.** All Civil Servants and spouses as well as students abroad and spouses who have registered as Overseas PTH must apply for postal votes online via the MySPR portal under Category 1B (Overseas).



POSTAL VOTING APPLICATION Category 1B OVERSEAS

● Browse:

<https://myspr.spr.gov.my/login>

● Account Login

Identity Card Number

Password

Captcha

Click [LOG MASUK]

The login screen features the MySPR logo at the top, followed by the text 'Log Masuk Akaun' and 'Pengesahan Anda'. Below this are three input fields: 'NO. KAD PENGENALAN' (Identity Card Number), 'KATA LALUAN' (Password), and a CAPTCHA field with the code '8 6 0 4'. A blue 'LOG MASUK' button is positioned below the CAPTCHA. A link 'Lupa Kata Laluan?' is located to the right of the button. Below the button is a section for 'ATAU BELUM BERDAFTAR' (Or Not Yet Registered) with a purple 'PERMOHONAN AKAUN BAHARU' (New Account Application) button. At the bottom, there is a footer with 'Hotline SPR +603 8892 7018', 'Untuk warganegara Malaysia' (For Malaysian citizens), and a link 'Panduan Pengguna' (User Guide).

● Postal Voting Application


Click:

[PERMOHONAN]

[Permohonan Undi Pos]

[Borang Permohonan]

The dashboard is a dark-themed menu with various options. At the top are 'Dashboard', 'Profil Saya', 'PENDAFTARAN', and 'PERMOHONAN'. Below these are icons and labels for 'Permohonan Undi Pos', 'Borang Permohonan', 'Transaksi Undi Pos', and 'Permohonan Pas Media'. A list of options follows: 'PERMOHONAN UNDI POS', 'PENGURUSAN UNDI POS', 'PENGELUARAN UNDI POS', 'PENERIMAAN UNDI POS', 'LAPORAN UNDI POS', and 'TUNTUTAN'. Each option has a right-pointing arrow.



POSTAL VOTING APPLICATION
Category 1B
INFORMATION ENTRY

● **Enter Information:**

Category

Reason for applying
Postal Vote

Passport Number (not compulsory)

● **Enter Information (if any):**

Office Telephone Number

Fax Number


Undi Pos [Halaman Utama](#) » Undi Pos

PERMOHONAN KERTAS UNDI POS

Sila lengkapkan maklumat Bahagian A (Maklumat Pemohon)
Sebarang kesilapan dalam pengisian borang ini boleh menyebabkan permohonan bagi kertas undi pos ditolak

BAHAGIAN A (MAKLUMAT PEMOHON)

PILIHAN RAYA *	XXXXXXXXXXXXXXXXXX
KATEGORI *	Pengundi Luar Negara
SEBAB MEMOHON UNDI POS*	
SILA NYATAKAN (JIKA SEBAB ADALAH LAIN-LAIN):	
NO. PASSPORT	
MAKLUMAT PERIBADI PEMILIH	
NAMA PENUH	
NO. KAD PENGENALAN (MYKAD)	
NO. TELEFON BIMBIT	XXXXXXXX
E-MEL *	XXXXXXXXXXXXXXXXXX
NO. TELEFON PEJABAT	No. Telefon Pejabat
NO. FAKS	No. Faks



POSTAL VOTING APPLICATION

Category 1B

INFORMATION ENTRY

● Enter Information:

Mailing Address

(Enter the address in Roman letters only. **Do not use foreign language characters**).

This is the address where the postal ballot will be sent. Applicants can use their home/office address etc.

Contact Number

(Enter a phone number reachable by the courier in your country of residence. **Do not use phone number in Malaysia**).

● Acknowledgment:

Check the checkbox

Click [Daftar]

ALAMAT SURAT MENYURAT / ALAMAT KERTAS UNDI PERLU DIHANTAR

ALAMAT 1 *

BARIS 1 ALAMAT

ALAMAT 2 *

BARIS 2 ALAMAT (MASUKKAN '-' JIKA TIADA)

NEGARA *

PILIH NEGARA

NEGERI *

PILIH NEGERI

BANDAR *

PILIH BANDAR

POSKOD *

POSKOD

NO TELEFON UNTUK DIHUBUNGI

PILIH NEGARA

+

NO TELEFON UNTUK DIHUBUNGI

☐ SALIN NO. TELEFON DARIPADA MAKLUMAT PERIBADI PEMILIH

BAHAGIAN B (PERMOHONAN)

1. Saya seperti nama diatas memohon supaya kertas undi pos dihantar kepada saya ke alamat di atas kerana saya berhak untuk mengundi melalui pos berdasarkan kategori yang tersebut diatas.


2. Pada masa sekarang saya didaftarkan sebagai seorang pemilih di Bahagian Pilihan Raya P.033 - BESUT / N.03 - JERTIH di dalam negeri TERENGGANU

BAHAGIAN C (PENGAKUAN)

☒ Saya mengaku bahawa semua keterangan di atas adalah benar dan jika saya didapati memberi keterangan palsu saya boleh didakwa di bawah seksyen 191 Kanun Keseksaan dan jika disabitkan boleh dikenakan hukuman di bawah seksyen 193 Kanun Keseksaan yang sama iaitu penjara tidak lebih daripada 3 tahun dan juga boleh dikenakan denda.

Kembali

Daftar



POSTAL VOTING APPLICATION Category 1B INFORMATION ENTRY

Reminder:

Click [Saya Pasti]

PERINGATAN

Sila pastikan alamat surat-menyurat yang dimasukkan adalah LENGKAP dan BETUL. Kegagalan tuan/puan untuk berbuat demikian boleh menyebabkan kertas undi tidak dapat dihantar kepada tuan/puan.

Saya Pasti **Isi Semula**

TAC Number Application:

HANTAR BORANG UNDI POS

Adakah anda pasti untuk menghantar permohonan ini? Sila isikan no. kad pengenalan serta kata laluan bagi mendapatkan NO. TAC dan klik MOHON NO. TAC

NO. KAD PENGENALAN

KATA LALUAN

MOHON NO. TAC **BATAL**

HANTAR BORANG UNDI POS

Adakah anda pasti untuk menghantar permohonan ini? Sila isikan no. kad pengenalan serta kata laluan bagi mendapatkan NO. TAC dan klik MOHON NO. TAC

TAC anda telah berjaya dihantar ke No. Telefon +601***9094 dan E-mel xxxxxxxxxxxx@gmail.com. TAC hanya boleh digunakan dalam masa 3 minit. Masukkan no TAC dan klik HANTAR untuk teruskan. Sila tunggu 5 minit jika ingin memohon TAC yang baru.

XXXXXXXXXX

NO. TAC

HANTAR **BATAL**


Identity Card Number
Password

Click [Mohon No. TAC]


Identity Card Number
Password

TAC Number

Click [HANTAR]



Status Check and Cancellation of Postal Voting Applications



Status Check

● **Status Check:**

Click:

[Permohonan Undi Pos]


[Transaksi Undi Pos]



TRANSAKSI UNDI POS Halaman Utama » Transaksi Undi Pos									
⚠ Tiada Permohonan Dibuka.									
Transaksi Undi Pos									
Senarai Permohonan Undi Pos									
#	PILIHAN RAYA	NO. RUJUKAN	TARIKH MOHON	KATEGORI	STATUS	TARIKH STATUS	TINDAKAN	Muat Naik Borang	
	xxxxxxxxxxxx	xxxxxxxxxxxx	07/02/2025	Luar Negara	Menunggu semakan	07/02/2025			

● **Application Status Check:**

View the status of postal voting application in the [STATUS] menu



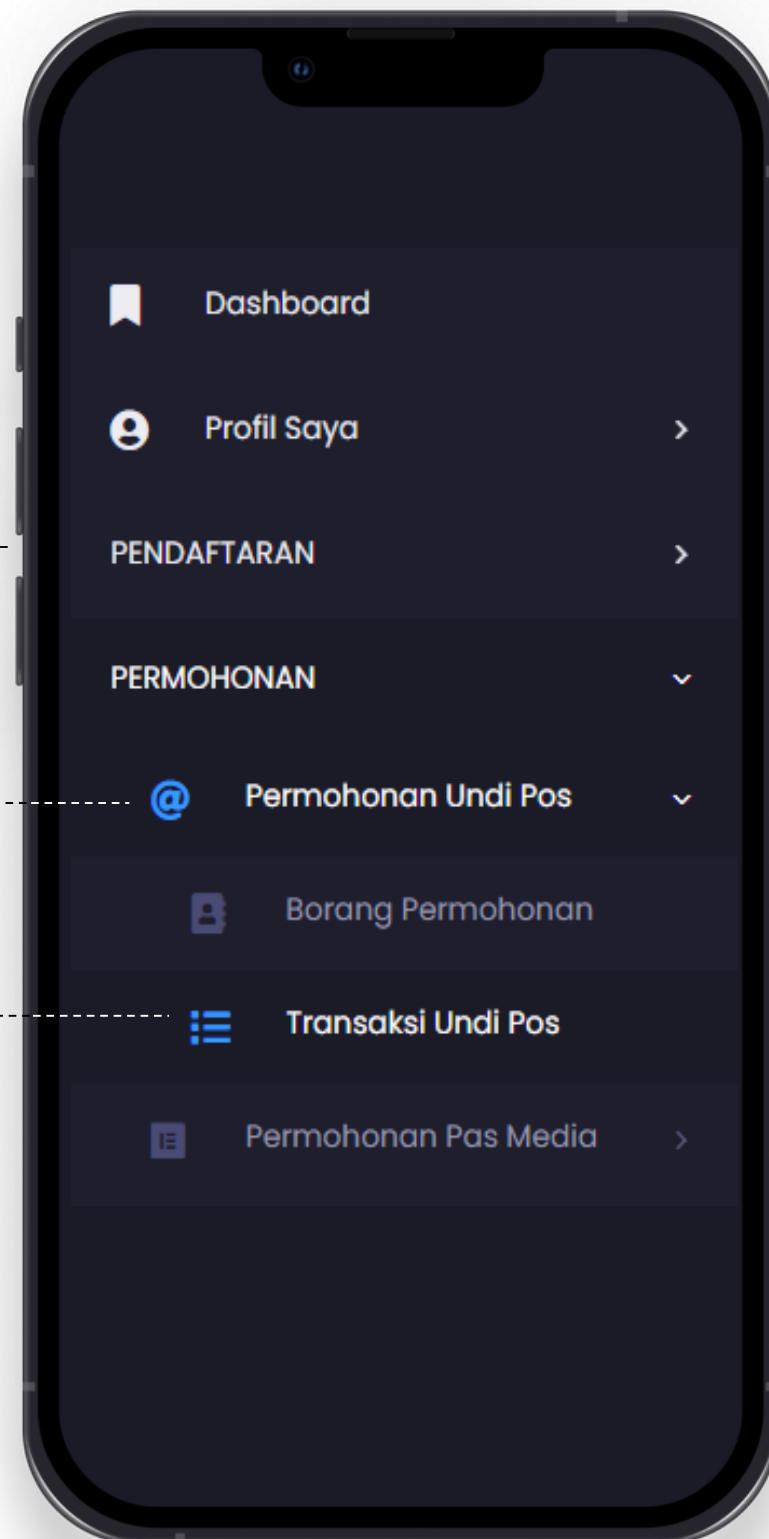
POSTAL VOTING APPLICATION Cancellation




● Cancelling an Application:

Click:

[Permohonan Undi Pos]

[Transaksi Undi Pos]



TRANSAKSI UNDI POS Halaman Utama • Transaksi Undi Pos									
⚠ Tiada Permohonan Dibuka.									
Transaksi Undi Pos									
Senarai Permohonan Undi Pos									
#	PILIHAN RAYA xxxxxxxxxxxx	NO. RUJUKAN xxxxxxxxxxxx	TARIKH MOHON 07/02/2025	KATEGORI Luar Negara	STATUS Menunggu semakan	TARIKH STATUS 07/02/2025	TINDAKAN	Muat Nantik Raring	
							 		


● Cancelling an Application:


Click the "trash can" icon and click the [YA] button.

REMINDER

1. Postal voting applications can only be **cancelled by the applicant themselves** via MySPR if the application **has not been confirmed / approved by SPR**.
2. If the postal voting application **has been confirmed / approved**, the applicant must **contact the UPUP SPR** if they wish to cancel the postal voting application.

POSTAL VOTING APPLICATION Reminder




 PERINGATAN

Anda telah membuat permohonan undi pos bagi kategori Luar Negara dan sedang disemak untuk kelulusan. Anda perlu membuat pembatalan terlebih dahulu sebelum membuat permohonan baru.

Tutup

Only one (1) postal voting application is allowed at a time for each applicant. Applicant **must cancel their previous application** if they wish to apply for a new postal vote.




Hotline Postal Vote Management Unit (UPUP)

Any inquiry regarding **postal voting application** can be submitted to:

- 1** **UPUP Hotline:** +603-8892 7080; or
- 2** **Email:** upup@spr.gov.my; or
- 3** **SPR Inquiry System:** <https://www.spr.gov.my/ms/aduan-pertanyaan>



Thank You

 **MySPR**

Log Masuk Akaun
Pengesahan Anda

NO. KAD PENGENALAN

KATA LALUAN

8 5 3 1 CAPTCHA

LOG MASUK

[Lupa Kata Laluan?](#)

ATAU BELUM BERDAFTAR

PERMOHONAN AKAUN BAHARU

Hotline SPR +603 8892 7018 Untuk warganegara Malaysia [Panduan Pengguna](#)